

VanishPoint[®] Syringe

Automated Retraction Technology

VanishPoint[®] Injektionsspritze

Automatisierte Retraktionstechnologie

Seringue VanishPoint[®]

Technologie de Rétraction Automatisée

Siringa VanishPoint[®]

Tecnologia di Retrazione Automatizzata

Jeringa VanishPoint[®]

Tecnologia de Retracción Automatizada

VanishPoint[®] Injectiespuit

Geautomatiseerde Retractietechnologie

Seringa VanishPoint[®]

Tecnologia de Retração Automatizada

VanishPoint[®] シリンジ

自動引き込み技術

VanishPoint[®] Şırınga

Otomatik Geri Çekme Teknolojisi

Strzykawka VanishPoint[®]

Technologia Automatycznego Wycofywania

DD-CL032, Rev. 1

VanishPoint[®] Syringe

Automated Retraction Technology

VanishPoint[®] Injektionsspritze

Seringue VanishPoint[®]

Siringa VanishPoint[®]

Jeringa VanishPoint[®]

VanishPoint[®] Injectiespuit

Seringa VanishPoint[®]

VanishPoint[®] シリンジ

VanishPoint[®] Şırınga

Strzykawka VanishPoint[®]

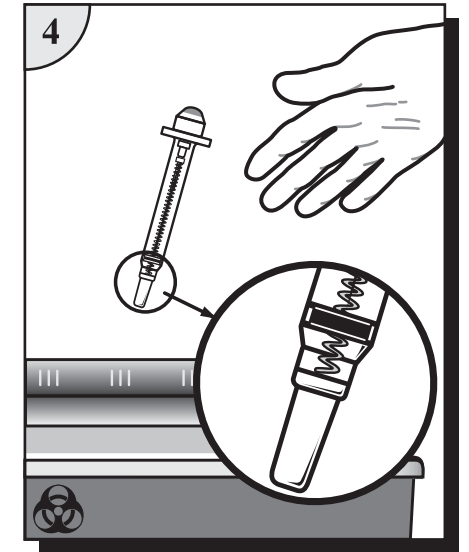
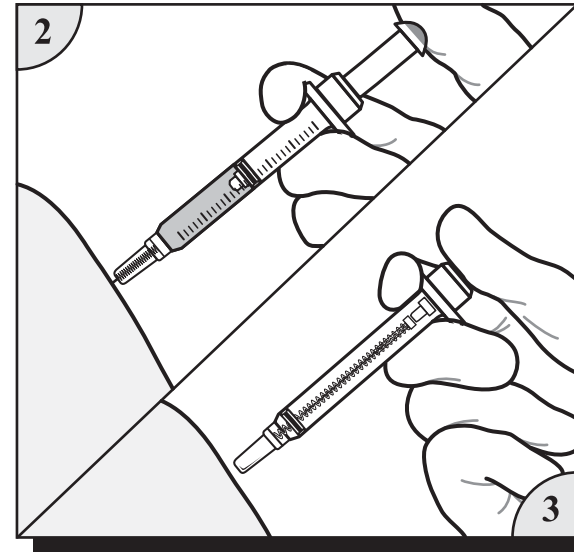
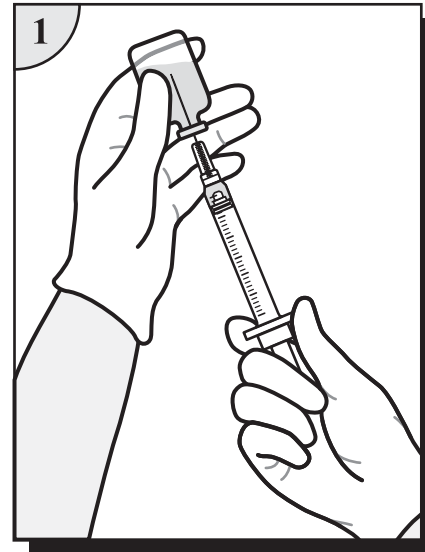


Corporate Headquarters
Retractable Technologies, Inc.
511 Lobo Lane, P.O. Box 9
Little Elm, Texas 75068-0009
www.retractable.com

Sales and Marketing
Retractable Technologies, Inc.
511 Lobo Lane, P.O. Box 9
Little Elm, Texas 75068-0009
Fax: (972) 294-4400
Toll Free 1-888-703-1010

EU Auth. Rep.
(MDD93/42/EEC)
MDSS GmbH
Schiffgraben 41
D-30175 Hannover
Germany

Manufacturing Location
Jumin Bio-Technologies Co., Ltd.
1888 Huhang Road,
Jianghai Economic Zone
Fengxian, Shanghai
P. R. China



Precautions:

- Single use only. Reuse of this device may result in exposure to bloodborne pathogens, including Hepatitis B virus (HBV), Hepatitis C virus (HCV), and human immunodeficiency virus (HIV).
- Contents are sterile, non-toxic, and non-pyrogenic. Do not use if product or package is damaged.
- Not made with natural rubber latex.
- Use only with attached needle. Needle cannot be changed.
- Automated needle retraction occurs only when barrel is emptied and plunger is fully depressed.
- For applications where full dose is not administered, expel remaining contents according to institutional policy and activate needle retraction.
- U.S. Federal Law restricts this device to sale by or on the order of a physician.

Instructions for Use:

1. Prepare and give injection using aseptic technique according to institutional policy.
2. For injection into patients, continue depressing plunger to activate automatic needle retraction **while needle is still in patient**.
For injection into IV ports, continue depressing plunger to activate automatic needle retraction and **immediately remove needle from port. Full dose is administered only when needle retraction is activated.**
3. Needle will automatically retract into syringe, preventing exposure to contaminated needle and rendering syringe non-reusable. In the event that needle retraction mechanism does not activate, discard syringe in an appropriate sharps container per protocol of institution. Do not recap contaminated needles.
4. Dispose of VanishPoint[®] syringe in an appropriate sharps container per protocol of institution.

PATENTS--WWW.RETRACTABLE.COM/PATENTS

© 2000, 2022. Retractable Technologies, Inc. All rights reserved.